


FUTURE MEETING

**LUGANO
SWITZERLAND**

JUNE 2009



**The
AMERICAN
DENTAL SOCIETY
of
EUROPE**

**LOCH LOMOND, SCOTLAND
2007**




DR. DECLAN THOMPSON
President



DR. MALCOLM SCHALLER
Vice-President

NEXT MEETING
LAPA PALACE HOTEL
LISBON, PORTUGAL
17th June – 20th June 2008



DR. ALASTAIR MacDONALD
Honorary Secretary



DR. DIMITRIS EMMANOUIL
Honorary Treasurer



**THE AMERICAN DENTAL
SOCIETY OF EUROPE**

**ONE HUNDRED AND THIRTEENTH
MEETING**

To be held at

CAMERON HOUSE HOTEL

LOCH LOMOND

DUNBARTONSHIRE G83 8QZ

SCOTLAND

Tel: +44(0)1389 755565

Fax: +44(0)1389 759522

www.cameronhouse.co.uk

www.deveronline.co.uk

June 26th - June 29th 2007

OFFICERS

President

DECLAN THOMPSON
40 Harley Street
London W1G 9PP
United Kingdom

Vice-President

MALCOLM SCHALLER
152 Harley Street
London W1G 7LH
United Kingdom

Honorary Secretary

ALASTAIR MacDONALD
2 Clifton Street
Glasgow G3 7LA Scotland
Tel: +44 (0) 141 331 0088
Fax: +44 (0) 141 331 0084
e-mail: adse.secretary@mac.com

Honorary Treasurer

DIMITRIS EMMANOUIL
268 Kifissia Avenue
14563 Kifissias, Greece
Tel: +30 210 623 3533
Fax: +30 210 623 3507

Executive Committee Members

CRAWFORD BAIN	CLIVE NICHOLLS
CHARLES KENNEDY	CINZIA LIGNINI
JAMES DEWE MATHEWS	

Membership Committee Members

CHARLES EUGSTER	GIOVANNI FAZI
LLOYD SEARSON	JOHN DERMODY
PETER SWARTBERG	GEOFFREY PULLEN

REGISTRATION

Pre-registered delegates whether Members, Guests, Essayists, Clinicians or Visitors will be able to collect their tickets, name badges and attendance slips from the Registration desk on Monday 25th June from 18.30 - 19.30 or Tuesday 26th June from 07.00.

SOCIAL EVENTS

For those who have not pre-registered, any remaining tickets for the social programme will be available. However there is no guarantee that such tickets will be available or that the original price will still pertain.

TOURIST INFORMATION

Information is available from the hotel reception desk or from the tourist office:

National Park Gateway Centre

Tel: +44(0)1389 722199

Fax: +44(0)1389 722177

e-mail: info@lochlomond.visitscotland.com

Taxis are readily available at Glasgow airport (20 miles/approx. £25)
Trains run from Glasgow Station to Balloch Station (5 miles from hotel)

THIS IS YOUR PROGRAMME

FOR THE MEETING

SO PLEASE BRING IT WITH YOU

TUESDAY 26th JUNE 2007

OPENING CEREMONIES

07.00 Registration

07.45 First Business Meeting (Members only)

08.15 Formal Opening

Address by DR. DECLAN THOMPSON
President of the American Dental Society of Europe

Address by DR. KATHY ROTH
President of the American Dental Association

Address by DR. HEW MATHEWSON
President of the General Dental Council

TUESDAY 26th JUNE 2007

09.00 **DR. DENNIS P. TARNOW DDS**

'Critical Factors In Implant Esthetics'



Dr. Tarnow is presently Professor and Chairman of the Department of Periodontology and Implant Dentistry at New York University College of Dentistry. He has a certificate in Periodontics and Prosthodontics and is a Diplomat of the American Board of Periodontology. He has a private practice in New York City. Dr. Tarnow has published numerous articles on perio-prosthodontics and implant dentistry and has lectured extensively both in the United States and abroad.

Ultimate esthetics requires an interdisciplinary clinical and biological approach to treating patients. This presentation focuses on fine tuning our cases so that facial tissues and interproximal papillae look their best and remain healthy for years to come.

Restorative dentistry, periodontal plastic surgery and orthodontics will be discussed, along with the proper sequencing of these disciplines and extraction socket management.

*Sponsored by 3i Implant Innovations

10.30 Coffee and Trade Show

11.00 **PROFESSOR ASHRAF AYOUB** BDS, MDS, FDS, RCS, PhD, RCPS

'Recent Advances in Bone Bioengineering'



Dr. Ayoub is Professor of Oral & Maxillofacial Surgery, Glasgow Dental Hospital and School, University of Glasgow, Head of Biotechnology and Craniofacial Section, Glasgow Dental School Research Director, Chair of the Intercollegiate Speciality Fellowship Examination (ISFE) in Oral Surgery and Secretary General of The African Association of Oral & Maxillofacial Surgery. He has received several awards and honours and has written several research articles.

Aim:

1. Present the multidisciplinary assessment of animal based research on the use of rhOP-1 for reconstruction of reconstructing critical size continuity defect
2. Report on the preliminary clinical findings of using BMP for human application

Materials and Methods:

The first phase of this investigation was conducted on adult sheep, 35 mm mandibular osteoperiosteal continuity defect was created, a custom made reconstruction plate was utilised to maintain the mandibular integrity and rhOP-1 with collagen carrier was applied in the defect. Routine radiographic and ultrasonography assessments were carried out two weeks, one month, 6 weeks and three month following surgery. The animals were sacrificed three months following surgery. The mandibles were examined using CT scanning. The regenerated tissues at the created defects were subjected to DEXA scanning, Mechanical testing and Histological examinations.

In the animal model mature bone was formed at the created defect, in each case, and there was bone union between the regenerated bone and both the proximal and distal bone segments. The medio-lateral width of the regenerated bone was more than that of the resected segments. The mechanical properties of the newly formed bone were significantly less than the original bone.

Based on the results phase I, the second phase of the investigation was conducted on clinical cases of mandibular non-union and following ablative surgery for mandibular reconstruction. In all the cases rhOP-1 with collagen carrier were applied in the areas of the bony defects. Clinical assessment, Routine radiographs, CT scans, Ultrasonography, were carried out to assess bone formation. The clinical findings in human application will be discussed.

TUESDAY 26th JUNE 2007

12.00 **DR. DANIEL C. CHAMBERS** MBA, PhD, FACD

'Putting Ethics to Work in Your Practice'



Dr. Chambers is Associate Dean for academic affairs and scholarship at the University of the Pacific, Arthur A. Dugoni School of Dentistry in San Francisco. He is also the editor of the American College of Dentists. He has served as a consultant to most national dental organizations and more than eighty percent of the dental schools in the United States and Canada, as well as being an examiner for the Malcolm Baldrige National Quality Award. His research interests include competency-based education, evaluation, and critical thinking. He has more than 375 publications.

Formal ethical theories provide incomplete and sometimes inconsistent guidance to everyday professional practice. An alternative project to applying this bulky theoretical approach is to work collaboratively to improve the professional tone of practice directly. That means working out the consequences of many small dental choices. We quickly realize that this is a group project. Our colleagues' beautiful moments and their shortcomings affect you and me, regardless of their understanding of ethics. One of the fundamental choices we face is deciding when to help our colleagues become more fully professional and when to accept that help ourselves. We will discuss some examples.

* Harold Hillenbrand Memorial Lecture

13.00 - 14.15 Lunch (ACD)

14.15 **DR. ILIA ROUSSOU** DDS, MS, PhD

‘Temporomandibular Disorders and Occlusion.
Is there a correlation?’



Dr. Roussou graduated from the Dental school of Athens University in 1993. She did her postgraduate studies in Prosthodontics at Temple University in Philadelphia, USA. She then continued her studies with Dr. Jeffrey Okeson in the field of orofacial pain at University of Kentucky. Dr. Roussou is a clinical instructor in the department of Prosthodontics at the University of Athens and has a private practice limited to Prosthodontics and Orofacial Pain, in Athens Greece.

The orthopedic stability of the stomatognathic system is not always present in the normal population. That means that often the dental patients present with occlusal discrepancies without at the same time having any history of TMD signs and symptoms. But when a patient presents with TMD symptomatology coexisting with a type of large occlusal discrepancy that leads to orthopedic instability of the stomatognathic system, the treating dentist has to be cautious. There is a need to check if this orthopedic instability is also the etiologic factor of the patient's pain and dysfunction symptoms. If this is the fact the treating dentist has to address also the occlusal discrepancy in order to provide a stable relationship between the dental arches.

This presentation will focus on cases where TMD symptoms are caused due to orthopedic instability of the stomatognathic system. Emphasis will be placed on the diagnostic part and how the clinician can do the differential diagnosis and on the treatment plan. Once the TMD symptoms are treated with conservative methods it is of equal importance for the longevity of the pain relief to address the orthopedic instability.

15.00 Tea

TUESDAY 26th JUNE 2007

15.30 **DR. SVERKER TORESKOG** DDS, MSD, Odont. Dr. Hc

'The Minimally Invasive Superthin Bonded Porcelain Technique—
Our Concept, The 20+ Year Follow-ups And The Visions'



After undergraduate studies in Stockholm-Umeå Dr Toreskog went for 2 years of Master's studies to Indiana where Ralph Phillips was one enormous source of inspiration. Back home he introduced low fusing metal ceramics in 1964 and started to lecture about it in 1965. At the same time as working in his private practice his extensive lecturing worldwide (about 1/3 of my time) began with the bonded superthin porcelain concept in 1984 which also together with aesthetics is his main subject of lecturing. He has photographically documented all cases for the last 43 years. Most inspiring today is the interdependent work together with his orthodontist, Professor Björn Zachrisson and periodontist, Professor Jan Wennström. Among many other honours, he was awarded an Honorary Doctorate Degree at the Dental School in Göteborg in 2000.

Prosthetic Dentistry has far too long been associated with removal of gross amounts of healthy tooth structure causing ugly exposed cervical finishing lines as well as a high percentage of necrosis of pulps. Together with my lab technician, Mr Claes Myrin we decided, after having been inspired by a lecture by Simonsen and Calamia in 1984, to do all our single crowns using this technique. We also photographed all our patients before, during and after the treatment. This gives me a great opportunity to show what they look like 20+ years after, how we have altered our techniques due to our findings and also what one today aesthetically can do using this concept.

19.00 **SCOTTISH PARTY NIGHT - CRUISE TO LUSS**

08.30

DR. MICHAEL D. WISE BDS. FDS. RCS. MSc.D

'Restore on Teeth or Implants - Factors to be Considered in Decision Making'



Dr Wise was the first dentist to be awarded a Harkness Fellowship for two years study in the U.S.A., at Indiana University between 1970 and 1972 where he obtained his M.Sc.D. in Fixed and Removable Prosthodontics. He obtained his Fellowship in Dental Surgery from the Royal College of Surgeons of England in 1972. For six years he received one to one training in surgery, being assisted in his practice at all of his surgical procedures by one of the UK's professors of oral surgery. He maintains a private restorative practice in London mainly treating patients who have failure in extensively restored dentitions. He is currently Visiting Professor at The Eastman Dental Institute, University College London. He is recognised by The

General Dental Council as a Specialist in Restorative Dentistry and a Specialist in Surgical Dentistry. Since 1977 he has run continuing postgraduate courses in his practice for groups of up to 20 dentists. He has lectured widely both nationally and internationally and is the author of many publications including a 10-part series on Occlusion and Restorative Dentistry published in the British Dental Journal and subsequently produced as a BDJ handbook. He has written a textbook "Failure in the Restored Dentition : Management and Treatment", published in February 1995 by the Quintessence Publishing Company, in English, Italian, Russian and German versions.

In the presence of a restorative need, the decision as to whether to restore using the teeth as abutments or whether to remove the teeth and place dental implants is a difficult one. This presentation will review:-

- Factors to be considered when making the decision as to whether to restore on teeth or implants.
- Data as to whether implants can be placed in the mouth of a patient who has a history of periodontitis - presenting data from a private practice environment.
- Data will be presented on extraction of periodontally involved teeth, immediate placement of implants, and immediate loading of those implants.
- The presentation will be evidence based

Clinical cases will be presented to illustrate the decision-making. The decision-making is not simple and is not the same for all cases. Each case must be assessed individually and decisions made, based as far as possible upon an assessment of the pertinent scientific literature.

10.00

Coffee - Trade show

WEDNESDAY 27th JUNE 2007

10.30 **DR ELIZABETH SAUNDERS** BDS, PhD, FDS. RCS Edin

'The Single versus Multiple Visit Endodontics Controversy'



Dr Saunders was a Clinical Senior Lecturer and Consultant in Endodontics at Dundee Dental School, University of Dundee, Scotland. She was responsible for all the endodontic undergraduate teaching for many years and carried out endodontic research, having many papers published in refereed journals. Dr Saunders was a member of the Committee of the European Society of Endodontology which issued Guidelines for the curriculum content in undergraduate and postgraduate endodontic teaching throughout Europe and also issued Guidelines for the standard of endodontics in general practice throughout Europe. She is a past President of the British Endodontic Society. Presently she carries out clinical endodontics part-time in private practice and continues to lecture and run 'hands on' courses throughout the UK and abroad.

Whether or not to complete root canal treatment in a single visit has always been controversial. Obviously essential requirements such as adequate time and proper instrumentation and disinfection must be in place, but to continue to completion at the first appointment and still be sure of a successful outcome will depend on careful clinical selection. Microorganisms are the cause of periapical periodontitis and their preoperative presence within the root canal system is a very significant factor in the decision-making procedure. Cases where a single visit will cause no problem and those where immediate obturation is inadvisable will be presented along with the practical advantages and disadvantages to both clinician and patient. Will completion in a single visit result in more post-operative discomfort or will the long-term success rate be reduced? These issues will be fully discussed, backed by research evidence presently available.

WEDNESDAY 27th JUNE 2007

11.30 **DR. RONALD JACKSON** DDS, FAGD, FAACD

'Composite Resins in Contemporary Practice'



Dr. Jackson is a 1972 graduate of West Virginia University School of Dentistry. He has published many articles on esthetic, adhesive dentistry and has lectured extensively across the United States and abroad. Dr. Jackson has presented at all the major U.S. scientific conferences as well as to Esthetic Academies in Europe, Asia and South America. He is a Fellow in the American Academy of Cosmetic Dentistry, a Fellow in the Academy of General Dentistry, and is Director of the Advanced Adhesive Aesthetic Dentistry and Anterior Direct Resin programs at the Las Vegas Institute for Advanced Dental Studies. Dr. Jackson maintains a private practice in Middleburg, Virginia emphasizing comprehensive restorative and cosmetic dentistry.

The public today want their dentistry less invasive and more aesthetic. Direct composite resin does both and its use in dentistry is rising rapidly. However, these materials have undergone significant evolution in recent years and dentists are challenged to keep current. In addition, answers to questions such as what works, what doesn't and where, are critical for quality outcomes. This presentation will focus on understanding the new composite materials specifically developed for anterior and posterior use and illustrate the key elements for their successful application.

13.00 - 14.30 Lunch (Alumni)

WEDNESDAY 27th JUNE 2007

14.30 **DR. SABINE MARÉCHAUX** DDS

'Forty Years of Clinical Dentistry'



A graduate of McGill University, Montréal, Canada, Dr. Maréchaux has spent almost all her professional life in Geneva, Switzerland. From 1970 to 1988 she taught part time at the Dental School of the University of Geneva. From 1974 to 1988 she was head of the Paedodontic clinic, where she created a teaching programme, as well as a book and slide collection. She has written over 30 publications on Paedodontics, three books and lectured widely in Europe, Canada and Algeria. She has been a member of the A.D.S. of E. since 1976 and was President in 2002 in Prague.

Forty years of clinical dentistry went like a flash. This presentation is simply a résumé of what impressed the most; what one had to learn by doing and was never taught in a course; and finally the tips for maintaining one's physical and mental health during that period.

15.30 Tea

WEDNESDAY 27th JUNE 2007

16.00 **PROFESSOR ADRIANO PIATTELLI** MD, DDS

'Implant Surfaces; Past, Present and Future'



Dr. Piattelli qualified MD from the Catholic University Rome in 1975, General Surgery from Chieti University in 1980 and Specialty Board of Dentistry, Rome University in 1988. Dr. Piattelli was appointed Consultant in 1990. He has been an Honorary Lecturer in the Department of Oral Medicine at the Eastman Dental Institute and in 1997 became Professor of Oral Pathology and Medicine and Dean and Director of Studies and Research, at the Dental School, University of Chieti, Italy. He is President of the Italian Society of Osseointegration. He has been Journal Referee for the Journal of Oral Pathology and Medicine and also Clinical Implant Dentistry and Related Research. He is a member of numerous professional societies.

The main factor in determining the mechanical properties of bone is the collagen configuration. Furthermore, collagen orientation in the bone matrix, and corresponding orientation of mineral crystallites, reflects the mechanical microenvironment at the time of bone formation. It is important to study the birefringence in human bone around loaded and unloaded titanium dental implants to evaluate the collagen fiber orientation using circularly polarized light (CPL) and scanning electron microscopy (SEM). The hypothesis is that the load should determine the collagen fibers orientation, so in the bone around loaded dental implants, transverse collagen fibers should be more represented, while, in the unloaded implants, collagen fibers should run in a more longitudinal way. Moreover, it is well established that small adjustments in mineral content can significantly affect the mechanical properties of bone, but the microscopic variation of mineral contents in bone is difficult to measure. The relationship between bone and vessels network organization is still unknown. Also the three-dimensional vascular architecture of the peri-implant bone after loading should be investigated.

18.30 **CIVIC RECEPTION AT GLASGOW UNIVERSITY**

08.30 DR. CARL NEWTON DDS, MSD

'Geriatric Endodontics'



Dr. Newton received his DDS and MSD from Indiana University School of Dentistry in 1975 and 1977, respectively. He is a Fellow of both the ICD and ACD and is a Diplomate of the American Board of Endodontics. He is a past Chairman, President and Director of numerous institutions. He is Professor of Endodontics and teaches part time in both the predoctoral and graduate programs at Indiana. He currently serves as Secretary of the American Board of Endodontics, as a consultant to the Commission on Dental Accreditation and on the Scientific Advisory Panel of the Journal of Endodontics. He has published many clinical and scientific articles in refereed journals and several textbook chapters. He has had a special interest in

Evidence-based Dentistry from serving the AAE as the Chair of different Committees on Outcomes Assessment, Strategic Planning, and Evidence-based Endodontics. He maintains a full-time specialty endodontic practice in Indianapolis and Avon, Indiana.

Among trends described in the ADA Future of Dentistry Report is the increased need for dentistry in older patients. The quality of life for older patients can improve significantly by saving teeth through endodontic treatment and can have a large and impressive value in overall dental, physical and psychological health. Dental services for the older adult population require care from dentists who have advanced training in geriatric dentistry. The purpose of this presentation is to discuss the effect of aging on the diagnosis of pulpal and periradicular disease and successful root canal treatment.

At conclusion, participants should be able to:

- Assess the effects of trends in dentistry on future endodontic specialty practice.
- Understand the epidemiology of the elderly population, the incidence and prevalence of their dental disease, and the needs and expectations unique to the elderly.
- Recognize the degree of difficulty that is a factor in successful endodontic care of the elderly.
- Assist the elderly in the decision-making process when endodontic treatment is an option.

10.00 Coffee – Trade Show

10.30 DR. BARRY WAGENBERG DMD

'The Timing of Dental Implant Placement - Immediate or Delayed?'



Dr. Wagenberg received his dental degree from the University of Pennsylvania in 1971. He received a certificate in Periodontics from Columbia University in 1974 and served as a Major in the USA Air Force for two years. Dr. Wagenberg has authored one textbook and contributed thirty-two articles. He lectures extensively in both periodontics and implant dentistry and is a diplomat of the American Board of Periodontics. He is Director of Dental Education and Periodontics at Newark Beth Israel Medical Centre and an Associate Professor in the Department of Periodontology and Implant Dentistry at New York University School of Dentistry. Dr. Wagenberg is a fellow of the ACD, the American Academy of Esthetic

Dentistry and the American Academy of Osseointegration. He has been in full time practice in New Jersey since 1976.

Length of treatment time and cost are two of the greatest objections to implant dentistry. Initially, we placed implants into well formed ridges with more than adequate bone for stabilization. Today, it is often necessary to reestablish architecture either prior to or during implant placement. This can be done many times without the aid of block autogenous grafts, utilizing materials readily available and relatively inexpensive. Placement of implants at the time of extraction of the natural tooth offers many advantages over delayed placement.

- Better healing without flap advancement
- Decreased treatment time
- Fewer surgical procedures
- Decreased cost
- Improved success rate

A study of 1925 immediate implants placed at the time of extraction will be discussed. The overall success rates by area and effect of modifiers such as gender, smoking, medications and diseases will be presented. Immediate tooth replacement and immediate loading have the same requirements as immediate implant placement. There are however added steps and coordinated therapy necessary to make them successful. These will be presented by way of documented cases.

*Sponsored by Nobel Biocare

11.30 **DR. GLEN JOHNSON** RCS, BDS

'New Dental Adhesives and Luting Agents - should you use them?'



Dr. Johnson holds a degree in Mechanical Engineering (1968), an MS in Bioengineering (1977), a DDS degree (1978), all from the University of Washington and a MS degree in Dental Materials from the University of Michigan (1983). Dr. Johnson is Professor and Director of the Division of Dental Materials Science in the Department of Restorative Dentistry at the University of Washington. His research focus remains with laboratory and clinical evaluation of new restorative dental materials and techniques. He has authored numerous scientific and clinical articles in peer-reviewed journals, is a frequent presenter at scientific meetings and has held continuing dental education courses in and outside North America. Dr. Johnson maintains a private dental practice in north Seattle and is a member of the American Dental Association, the Academy of Operative Dentistry, International Association for Dental Research and the Pacific Coast Society for Prosthodontics. Dr. Johnson is a past member and Chair of the ADA Council on Dental Materials, Instruments, and Equipment.

New products for dental bonding involving fewer steps are available. What does the evidence show? Bonding systems will be reviewed and recommendations will be given. How does casting retention and ease of use for the new self-adhesive resin cement and the popular resin-modified glass ionomer cements compare to established luting agents such as zinc phosphate and glass ionomer? What cements and procedures are best for high-strength zirconium oxide crowns? Information from recent studies will be presented to aid in clinical decision-making.

13.00 – 14.30 Lunch

THURSDAY 28th JUNE 2007

14.30 - 16.30 **TABLE CLINICS**

DR. KEVIN LOCHHEAD BDS, MFGDP

‘Management and maintenance of the edentulous maxillae –
15 years of success and failure’

Since qualifying from King’s College, London in 1987, Dr. Lochhead has committed himself to intensive postgraduate training. He is a specialist in Prosthodontics, runs postgraduate courses and lectures on dental implants and restorative dentistry. His special interest lies in complex reconstruction, dental implants and cosmetic dentistry.

DR. KEVIN DEARDORF DDS, MSD

‘Autograft and platelet rich plasma application in intrabony surgical defects’

Dr. Deardorf qualified from Indiana University School of Dentistry and assigned as a clinical Assistant Professor in the Department of Endodontics in 1989, where he continues to teach graduate and undergraduates. He has been a full-time clinician at Indianapolis Endodontics since 1990.

DR. BOB McLELLAND BDS, MFGDP, MDentSci(Restorative)

‘Composite and fixed partial dentures’

Having qualified from Dundee University in 1993, Bob McLelland has served as a Dental Officer in the Royal Air Force and worked in a specialist private dental practice in Leicester. He is currently working in a private referral dental practice in Manchester devoted restorative dentistry, implantology and post-graduate education.

DR. ILIA ROUSSOU DDS, MS, Ph.D

‘Temporomandibular disorders and occlusion. Is there a correlation?’

19.30 for 20.00 **BANQUET & CEILIDH** (Black Tie/Tuxedo)

09.15 **DR. TRACEY BELL** BDS

'Facial Aesthetics in Dentistry'



Dr. Tracey Bell is the founder and CEO of Craigend Dental Practice, Kensington Aesthetic Clinic and Apt Age Perfecting Treatments. She is a woman of passion, with an abundance of energy and belief in herself, her team and the Aesthetic industry. Her powers of delegation, professionalism, persuasion and her tireless quest for perfection are what inspire the rest of her team. Tracey qualified from Manchester University in 1993 and opened a single surgery NHS squat. To date Craigend Dental Practice has grown into a nine-surgery private practice with a great team of highly experienced Cosmetic Dentists; Tracey branched into Aesthetic Medicine five years ago, after identifying many synergies across both industries.

Dr. Bell is recognised across both the Dental and Aesthetic industries as a national speaker and she talks about the integration of these fields, along with the importance of teamwork. Dr. Bell is a member of the Birmingham University Prep Panel, a validator for Botox™, and Vistabel™, and has attended countless workshops and lectures for Sanofi Aventis, Q-Med and Inamed. Tracey's other professional affiliations include BACD, AACD, BDA, and ADI and she is committed to remaining educated in the latest techniques and treatments and believes that knowledge is power.

In 2006 the total UK cosmetic surgery industry was worth an estimated £528.9million, a rise of 47.4% on 2005 according to Key Note Ltd and it was also noted that is being driven by the astonishing speed of technological advancements, particularly in non-surgical procedures. Self Help attitudes towards appearance in the media are persuading consumers to undergo treatments in order to feel better about themselves.

Dr. Tracey Bell identified the synergies between cosmetic dentistry and aesthetic medicine and branched in to Aesthetic Medicine 5 years ago and has launched her brand APT Age Perfecting Treatments, with clinics in the Isle of Man, Manchester and Liverpool. Dr. Bell believes that 'teeth are the internal scaffolding of the face' and that dentistry alters the facial anatomy, so the natural evolution for her was to propel herself in to non-surgical and combine the two. She is a respected International speaker for Allergan™ and works closely with Q-Med and has designed the APT Liquid Lift which combines botox with dermal fillers and laser treatment to soften the face and promote a more youthful appearance. 'I am driven by results-led procedures and patient care ...and so are my patients.'


10.30 Coffee - Trade Show

FRIDAY 29th JUNE 2007

11.00

MR. GORDON McCaffrey STAT

'The Alexander Technique'



Gordon has taught the Alexander technique since 1987. His main interests are applying the technique to sports, especially running, and working with patients suffering from Parkinson disease. He has spoken to many dental groups over the last ten years and continues to teach dentists on an individual basis. The Alexander technique can be applied to many conditions and occupations. In dentistry it is essential that we look after our bodies and maintain good use to allow us to practice for extended periods. Few dentists have the coordination to sit well in a normal chair and this becomes more apparent when trying to perform dental operations.

The talk will be a practical demonstration of the principals underlying the Alexander technique. The impact that poor use and work routines have on dentists' ability to practice will be discussed along with the significant bearing poor use can have on relaxation outside the world of dentistry.

FRIDAY 29th JUNE 2007

11.45

PROFESSOR SIR DAVID MASON

CBE, BDS, FRCS, FDSRCPSG, FDSRCSE, FRCPath

‘Willoughby Miller (1853-1907) – His Origins and His Influence’



Professor Sir David Mason was Professor of Oral medicine, University of Glasgow and Dean of Dental Education (1980-90). He was President of the General Dental Council (1989-94). His main research interests have been in salivary glands in health and disease, the oral manifestation of systemic disease and dental education. He has published widely and written a number of books on these subjects. Since retiring in 1994, he has had a keen interest in dental history and has researched the lives and careers of some notable persons such as John and William Hunter, Oswald Fergus and Willoughby Miller.

Most dentists will have heard of Miller's major research and contribution to our understanding of the etiology and pathogenesis of dental caries. Miller carried out this research in Berlin from 1880 until his sudden and premature death on 27 July 1907 at the age of 54 years. The first dental society Miller joined was the American Dental Society of Europe and the Society and its members had a crucial role in how his life and career developed.

One hundred years after his death it is appropriate to celebrate his distinguished life and work. It will trace his origins in America, how he came to Scotland and Germany and became a dentist. His remarkable contributions during his relatively short life in research, education and as a dental statesman and administrator will be described as well as his sporting interest and how he became the German golf champion.

*WD Miller Historical Lecture

12.30

END OF SCIENTIFIC PROGRAMME

13.00

FINAL BUSINESS MEETING AND LUNCH (Members only)

***CURRENT AMERICAN DENTAL SOCIETY OF
EUROPE SCHOLARS***

NAME		SCHOOL	COURSE	COMPLETION
Christini KARAMINI	GR/UK	North Carolina	Prosthodontics	June 2007
Adebenga OTUN	UK/Nigeria	Rochester	Prosthodontics	June 2007
Jose-Luis MARCOS-ARENAL	SP	North Carolina	Endodontics	June 2007
Derek DUGGAN	IRE	North Carolina	Endodontics	June 2008
Eoin MULLANE	IRE	Michigan	Endodontics	June 2008
Ronan ALLEN	IRE	North Carolina	Periodontics	June 2009
Paul CASHMAN	IRE	Iowa	Prosthodontics	June 2009

YOUR WEEK AT A GLANCE

DAY	TIME		
TUES 26	07.00	REGISTRATION	
	07.45	FIRST BUSINESS MEETING	MEMBERS ONLY
	08.15	FORMAL OPENING	EVERYONE
	09.00-10.30	Dennis TARNOW	Critical Factors In Implant Esthetics
	10.30-11.00	<i>Coffee</i>	
	11.00-12.00	Ashraf AYOUB	Recent Advances in Bone Bioengineering
	12.00-13.00	Daniel CHAMBERS	Putting Ethics to Work in Your Practice
	13.00-14.15	<i>Lunch (ACD)</i>	
	14.15-15.00	Iliia ROUSSOU	Temporomandibular Disorders and Occlusion - is there a Correlation?
	15.00-15.30	<i>Tea</i>	
	15.30-17.00	Sverker TORESKOG	The Minimally Invasive Superthin Bonded Porcelain Technique - Our Concept, The 20+ Year Follow-ups And The Visions
	19.00	<i>Cruise to Luss</i>	
WED 27	08.30-10.00	Michael WISE	Restore on Teeth or Implants – Factors to be Considered in Decision Making
	10.00 - 10.30	<i>Coffee</i>	
	10.30-11.30	Elizabeth SAUNDERS	The Single versus Multiple Visit Endodontics Controversy
	11.30 – 13.00	Ronald JACKSON	Composite Resins in Contemporary Practice
	13.00-14.30	<i>Lunch (Alumni)</i>	
	14.30-15.30	Sabine MARÉCHAUX	Forty Years of Clinical Dentistry
	15.30-16.00	<i>Tea</i>	
	16.00-17.00	Adriano PIATELLI	Implant Surfaces; Past, Present and Future
	18.30	<i>Reception at Glasgow University</i>	
THURS 28	08.30-10.00	Carl NEWTON	Geriatric Endodontics
	10.00-10.30	<i>Coffee</i>	
	10.30-11.30	Barry WAGENBERG	The Timing of Dental Implant Placement - Immediate or Delayed?
	11.30-13.00	Glen JOHNSTONE	New Dental Adhesives and Luting Agents - should you use them
	13.00-14.30	<i>Lunch</i>	
	14.30-16.30	Table Clinics	
	19.30	<i>Banquet</i>	
FRI 29	09.15-10.30	Tracey BELL	Facial Aesthetics in Dentistry
	10.30-11.00	<i>Coffee</i>	
	11.00-11.45	Gordon McCAFFREY	The Alexander Technique
	11.45-12.30	Sir David MASON	Willoughby Miller – His Origins and his Influence
	13.00	FINAL BUSINESS MEETING	MEMBERS ONLY

SOCIAL EVENTS

MONDAY 25th JUNE

The newly opened Carrick Golf Course, attached to Cameron House, is at our disposal for the annual ADSE golf competition.

All delegates and partners are welcome to take part and should contact Dr Crawford Bain e-mail: crawford_bain@hotmail.com

Anyone wishing to play tennis should contact Dr Clive Nicholls e-mail: CNichofam@aol.com

The Queen of Scottish lochs, where highlands meet lowlands, Loch Lomond is both majestic, enchanting and certainly one of the most beautiful lochs in the world. It is at the heart of excellent motoring country and there are numerous opportunities for hill walking, water sports and much much more. Take a trip to Invarary and stop at the famous Loch Fyne Oyster Bar for some wonderful seafood or visit the Drovers' Inn at Inverarnan, a Highland watering hole more or less untouched for around 300 years, with its bare floors, oak beams, log fires and hunky barmen in kilts.

TUESDAY 26th JUNE

09.00-16.30

DAY TOUR

KELVINGROVE ART GALLERY & MUSEUM & GLASGOW TOUR

The morning includes a visit to Kelvingrove Art Museum, home to one of the finest collections in Europe including Salvador Dali's iconic Christ of St John of the Cross and VE Day by L S Lowry. A 3-course lunch will be served in the world famous Willow Tea Room, designed by Charles Rennie Mackintosh in 1903 and unchanged for 100 years. After lunch we will see the not-to-be-missed landmarks of Glasgow including Glasgow Cathedral and the new Glasgow Harbour attractions.

18.30 – 11.00

EVENING

SCOTTISH PARTY NIGHT - CRUISE TO LUSS

We will enjoy all the delights of an evening cruise to the village of Luss for a traditional Scottish night including dinner, dancing and whisky tasting.

WEDNESDAY 27th JUNE

09.00-16.30

DAY TOUR

STIRLING CASTLE, THE TROSSACHS AND DISTILLERY

Set on a high rocky outcrop, many consider Stirling Castle to be Scotland's grandest castle rivalling even Edinburgh Castle for sheer magnificence. The Stewart Kings James IV, V & VI all left behind an outstanding architectural legacy. After a local pub lunch we will explore the Trossachs, the stunning homelands of the notorious Rob Roy McGregor and other stirring tales both fictional and historical. Following this we will visit the Glengoyne Distillery for a tasting tour sampling a 17 year-old Highland Single Malt Whisky.

19.00

EVENING

CIVIC RECEPTION AT GLASGOW UNIVERSITY

A coach will take us to Glasgow's west-end to Glasgow University founded in 1451, for a reception with drinks and canapés.

THURSDAY 28th JUNE

10.00-14.00

HALF-DAY TOUR

BOAT TRIP OF LOCH LOMOND

Only from the centre of the loch can you appreciate the sheer expanse of water and enjoy the wild scenery around. Observe the abundant bird-life, the geese, waders, golden eagles and harken to the plaintive calls of the oystercatcher - or was that the lost hill-walker from Kent? As we relax while cruising the Loch, a buffet lunch and drinks will be served on-board.

19.30 for 20.00

EVENING

GALA BANQUET AND CEILIDH AT CAMERON HOUSE HOTEL

A traditional black tie (tuxedo) American Dental Society of Europe Gala Dinner.